

Short Report



Good Morning Erfurt | ©Sylvia Engel

Good Morning Erfurt

Über dem Feldgarten 9
99098 Erfurt

Tel: +49 361 4412100

erfurt@gmorninghotels.de
www.ligula.se/goodmorninghotels/erfurt

Welcome!

Our Good Morning Erfurt is located just 10 minutes from Erfurt's main train station and the medieval part of the beautiful city center.

Ideal for the conscious and modern traveler, whether it is a business or pleasure trip. Convenient connections to the city center, airport and train station with good public transportation.

Our hotel has 100 hotel rooms in various layouts, including double rooms, twin rooms and triple rooms, as well as 2 rooms for handicapped persons. Free WLAN is available in the whole house. 100 free parking spaces are also available for our guests.

Food and drinks: Our small cozy bar offers cool drinks, coffee specialties and small snacks during reception hours.

TEST RESULT

for

Good Morning Erfurt

99098 Erfurt, Certificate-ID: PA-11468-2023



This offer was classified according to
the criteria of the nationwide label

»Tourism for All«

and, in the period from

August 2023 – July 2026

is entitled to use the label

»Accessibility checked«

and the associated pictograms
in accordance with the contract.

Overview

- Conveniently located between the city center and the highway – ample free parking available and good public transportation connections.
- Recommended for business, city and group travelers
- WLAN included
- Good Breakfast for a good start into the day
- Reception bar with a selection of snacks and drink

Accessibility at a glance

- Parking space for people with disabilities
- Two barrier-free designed rooms
- Building accessible without steps
- All rooms and facilities that can be used by guests and are elevated are accessible without steps or via an elevator
- 90 cm minimum width of all raised passages/doors
- WC for people with disabilities
- Shower without threshold
- Shower chair or seat available
- Assistance dogs welcome

Information for people with walking difficulties and wheelchair users

All areas relevant for testing meet the quality criteria of the label "**Accessibility certified – partially accessible for people with walking disabilities**".

Some **information on accessibility** are listed below. For detailed information please see the evaluation report.

- There are two marked parking spaces for people with disabilities (parking space size: 350 cm x 500 cm).
- The path from the car park to the main entrance/side entrance has a maximum longitudinal gradient of 6 % over a distance of 6 m.
- The building is steplessly accessible.
- All evaluated rooms and facilities available to the guests are steplessly accessible or via an elevator.
- The elevator cabin measures 150 cm x 170 cm.
- All evaluated passageways/doors available to the guests are at least 90 cm wide.
- The reception desk is 113 cm high. There is another, equivalent communication possibility while in a sitting position.
- There are wheelchair accessible tables available in the breakfast room (maximum height 80 cm, wheelchair accessible at a height of 67 cm and a depth of 30 cm).

Room 101 (single room, ground floor)

- The manoeuvring spaces in front of essential stationary furnishings (e.g. wardrobe) and right of the bed are at least 150 cm x 150 cm. on the left is the bed on the wall.
- The bed is 60 cm high.
- A nursing bed is not
- The manoeuvring spaces in the bathroom are:
in front of/behind the door, in front of the toilet at least 135 cm x 150 cm;
in front of the washbasin 138 cm x 125 cm;
left of the toilet 33 cm x 56 cm and right of the toilet 125 cm x 56 cm.
- There is grab rails available on left of the toilet. The grab rail can be flipped-up.
- The sink is wheelchair compatible.
- The mirror can be seen while standing or sitting.
- The shower is accessible without thresholds.
- The manoeuvring space in the shower is 138 cm x 125cm.
- A shower seat is available or can be provided if required.
- There are grab rails available in the shower.
- An alarm trigger is available.

Room 102 (2-bed-room, ground floor)

- The manoeuvring spaces in front of essential stationary furnishings (e.g. wardrobe) and right of the bed are at least 135 cm x 150 cm. on the left is the bed on the wall.
- The bed is 60 cm high.
- A nursing bed is not
- The manoeuvring spaces in the bathroom are:
in front of/behind the door, in front of the toilet at least 138 cm x 125 cm;
in front of the washbasin 138 cm x 125 cm;
left of the toilet 125 cm x 56 cm and right of the toilet 10 cm x 56 cm.
- There is grab rails available on left of the toilet. The grab rail can be flipped-up.
- The sink is wheelchair compatible.
- The mirror can be seen while standing or sitting.
- The shower is accessible without thresholds.
- The manoeuvring space in the shower is 125 cm x 125cm.
- A shower seat is available or can be provided if required.
- There are grab rails available in the shower.
- An alarm trigger is available.

Information for people with hearing impairments and deaf people

Some **information on accessibility** are listed below. For detailed information please see the evaluation report.

- There is no clearly visible alarm.
- There is no audio induction loop system.
- In the breakfast room there are tables with bright and glare-free lighting, on which there are no lamps standing or hanging that interfere with the field of vision or eye contact.
- In room 101 (single room and 2-bed-room, ground floor) is at least one electrical outlet available near the bed.
- The ringing or knocking on the door is not indicated by a flashing signal which can be detected in all rooms.
- WiFi is offered.

Information for visually impaired and blind people

Some **information on accessibility** are listed below. For detailed information please see the evaluation report.

- Assistance dogs may be brought to the establishment.
- The entrances are not visually rich in contrast.
- All evaluated and usable areas for the guest are well illuminated, i.e. bright and glare-free.
- There are no visually contrasting or tactilely detectable floor indicators available.
- The signage is designed in clearly legible and contrasting font.
- Information is not available in Braille or prismatic font.

Information for guests with cognitive impairments

Some **information on accessibility** are listed below. For detailed information please see the evaluation report.

- The name or logo of the hotel is clearly recognizable from the outside.
- The objectives of the paths are always within sight or signs in visible distance are available.
- There is no colored or pictorial guidance system available.
- Information for orientation is partly available with pictorial symbols (pictograms, photorealistic representation).
- The dishes are visibly presented (buffet, bar).
- There is no information in easy language.

Comfort for all generations

We have compiled some **information on accessibility** below. Detailed information can be found in the test report.

- Parking space available. The path from the parking lot to the main entrance is 50 m long and has a maximum longitudinal incline of 2% over a distance of 6 m.
- Name or logo of the hotel are clearly visible from the outside.
- The entrances are not visually contrasting.
- The building is accessible without steps via the main and side entrances.

- All rooms and facilities that can be used and elevated for the guest are accessible without steps or via an elevator.
- The elevator cabin is 150 cm x 170 cm.
- All doors/passages that can be used and raised for the guest are at least 90 cm wide.
- All elevated areas usable by the guest are well lit, i.e. bright and glare-free.
- There is no visually obvious alarm.
- Trail destinations are within sight or trail signs are present at a distance that is visible at all times.
- Signage is designed in legible, high-contrast lettering.
- Tables with bright, glare-free lighting are provided in the breakfast room.
- W-LAN is offered.

Room 101 (single room, first floor)

- The movement areas in front of essential, fixed furnishings (e.g. wardrobe) and to the right of the bed are at least 150 cm x 150 cm; the bed is against the wall on the left.
- The bed is 50 cm high.
- The movement areas in the bathroom are: in front of/behind the door and in front of the WC at least 135 cm x 150 cm; in front of the washbasin 138 cm x 125 cm; to the left of the WC 33 cm x 56 cm and to the right of the WC 125 cm x 56 cm.
- There is a grab rail to the left of the WC. The grab rail can be folded up.
- The shower is accessible without thresholds.
- The movement area in the shower is 138 cm x 125 cm.
- A shower seat is available.
- Grab bars are available in the shower.
- There is at least one freely available socket near the bed in the rooms.

Room 102 (double room, first floor)

- The movement areas in front of essential, fixed furnishings (e.g. wardrobe) and to the right of the bed are at least 135 cm x 150 cm, with the bed against the wall on the left.
- The bed is 60 cm high.
- The movement areas in the bathroom are: in front of/behind the door, in front of the WC and in front of the washbasin at least 138 cm x 150 cm; to the left of the WC 125 cm x 56 cm and to the right of the WC 10 cm x 56 cm.
- There is a grab rail to the right of the WC. The grab rail can be folded up.
- The shower is accessible without thresholds.
- The movement area in the shower is 125 cm x 125 cm.
- A shower seat is available.
- There are grab bars in the shower.

Image Gallery

We have put together some photos from the company / offer for you. You can find more photos in the detailed reports.



Parking lot

©Sylvia Engel



Main entrance

©Sylvia Engel




Stairs to all floors

©Sylvia Engel




**Room 101 with
sanitary facilities**

©Sylvia Engel



**Room 101 with
sanitary facilities**

©Sylvia Engel



**Room 102 with
sanitary facilities**

©Sylvia Engel



**Room 102 with
sanitary facilities**

©Sylvia Engel



**Room 102 with
sanitary facilities**

©Sylvia Engel



Breakfast room

©Sylvia Engel

Information on the "Tourism for All" labeling system

All establishments and locations certified with the label "Tourism for All" meet the following quality criteria:


- Data and information on accessibility are collected and checked on site by **external, specially trained evaluators**. The method is not based on self-assessments.
- Data on accessibility is available **in detail** and can be viewed by the guests.
- At least one staff member has successfully passed a **training** on "**Accessibility as a comfort and quality feature**".

The labeling – explanation of the logos and pictograms

The label "**Information about Accessibility**" indicates that detailed and verified information on accessibility is available for all groups of people.



The label "**Accessibility certified**" is based on "Information about Accessibility". It means that the quality criteria defined for specific groups of people are met partially or completely.



The label "**Accessibility certified**" is available in two requirement levels:

"Accessibility certified: partially accessible".

The quality criteria are partially fulfilled for the pictured group of people, i.e. the establishment/location is partially accessible for wheelchair users. The "i" in the pictogram indicates that it is recommended to read again carefully whether the offer meets all (your oder the guest's) individual requirements.



"Accessibility certified: accessible".

The quality criteria are fulfilled for the pictured group of people, i.e. the establishment/location is accessible for wheelchair users.



There are defined quality criteria for **seven groups of people** and a **specific pictogram** for each group.

People with walking disabilities



Wheelchair users



People with hearing impairment



Deaf people



People with visual impairments



Blind people



People with cognitive impairments

